

Learns and stores in memory, creating a default setting for future cycles- allow for longer operator life.

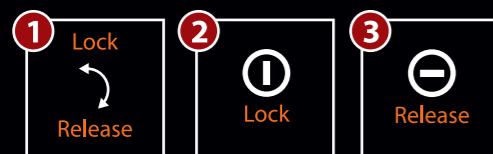
Specifications Chart

	Medium Duty	Heavy Duty
Power Supply	230V	230V
Power Max.	40 Watts	60 Watts
Current Max.	3 Ampere	6 Ampere
Torque Max.	190 Nm	290 Nm
Operating Voltage	DC13V	DC15V
Operating Power	20 Watts	30 Watts
Operating Current	1.36 Ampere	1.65 Ampere
Operating Torque	96 Nm	140 Nm
Output Speed	2 R.P.M	2 R.P.M
Opening Time	10 second (Total Open/Close)	10 second (Total Open/Close)
Keypad Control	3 wire connection ① Open both, left, right wing ② On / off buzzer ③ On / off auto-close	3 wire connection ① Open both, left, right wing ② On / off buzzer ③ On / off auto-close



Release Lock for Gate

With the newest technology that combine safety with locking system, you can easily disengaged the lock system and move the gate freely during power outages.



Some changes may have happened to the product after this brochure is printed. The appearance and feature of the actual product may be slightly different from the illustration.

CASA | ASIA reserves the right to make technical changes to the product without notice.

CASA | ASIA
S-320 H
 The Easy Doorway

S-320 H

Electro Mechanical Operator for
Folding & Swing Gates



Ideal solution for
 swing and folding gates with leaves up to 3m

CASA | ASIA
 The Easy Doorway

S-320 H
 Automatic Gate Openers

Special Features



Auto Close Timer

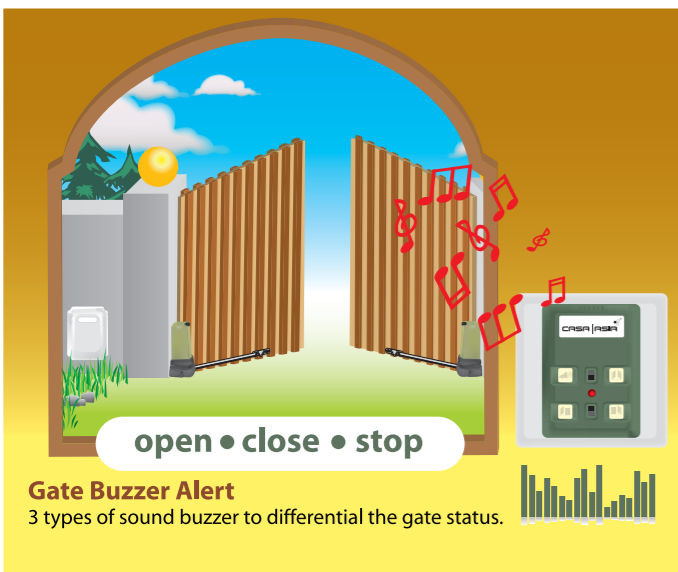
If you worry forgetting to close your gate, then switch on this function where the gate will close by itself after opened for a preset time. (Do not used this feature if there in no safety beam)

S-320 H

Ideal solution for swing and folding gates with leaves up to 3m.

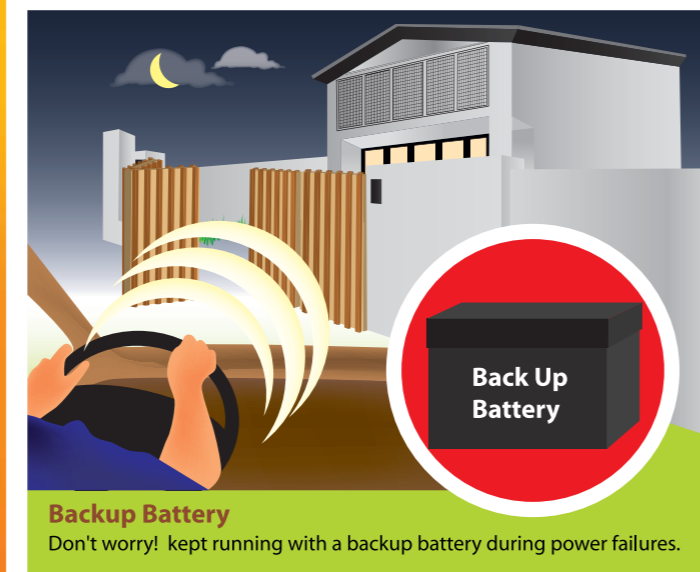


Enclosure Whether Proof



Gate Buzzer Alert

3 types of sound buzzer to differential the gate status.



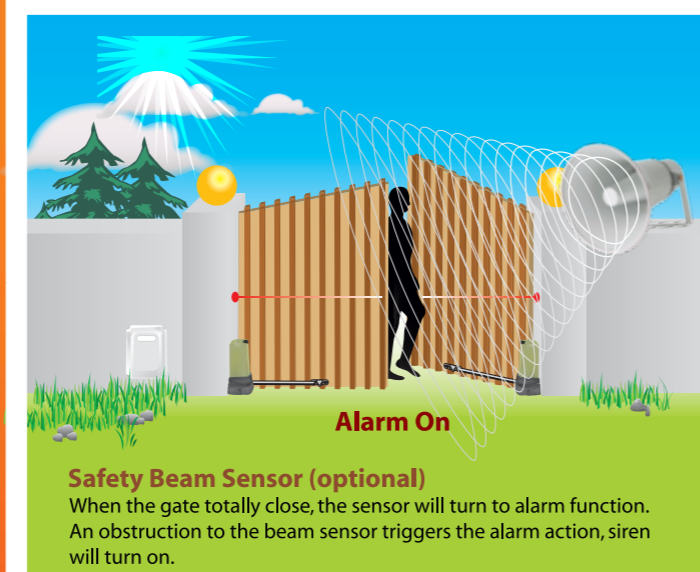
Backup Battery

Don't worry! kept running with a backup battery during power failures.



Safety Beam Sensor (optional)

While closing, the gate will reverse if there is an obstacle to the motion.



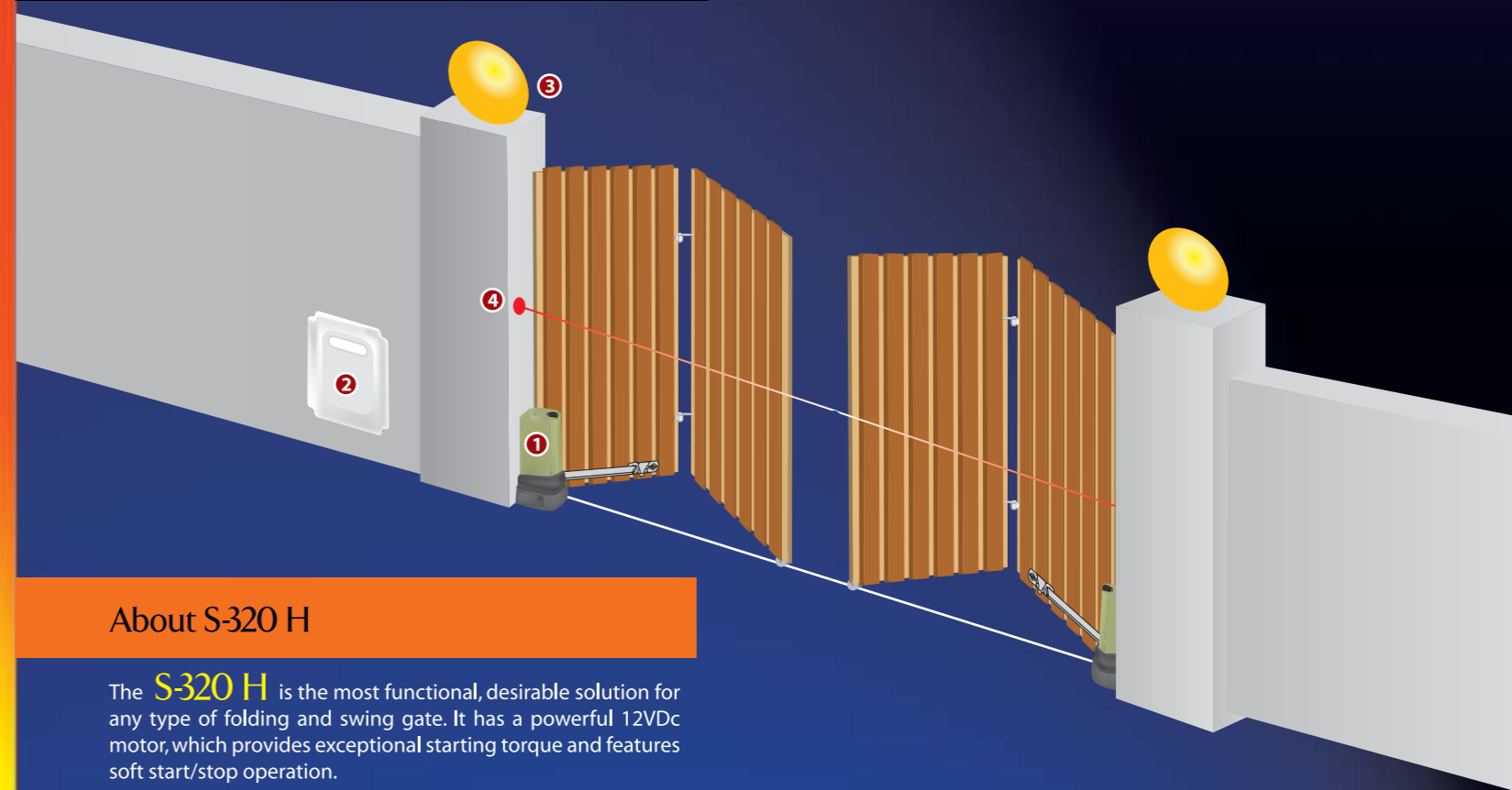
Safety Beam Sensor (optional)

When the gate totally close, the sensor will turn to alarm function. An obstruction to the beam sensor triggers the alarm action, siren will turn on.

Installation Drawing

S-320 H

Ideal solution for swing and folding gates with leaves up to 3m.



About S-320 H

The **S-320 H** is the most functional, desirable solution for any type of folding and swing gate. It has a powerful 12VDC motor, which provides exceptional starting torque and features soft start/stop operation.

The special arm is ideal solution for wide pillars and is capable of operating gate up to 3m per leaf and weighing up to 300kgs.

It is the best way to automate a gate without altering its shape and design.

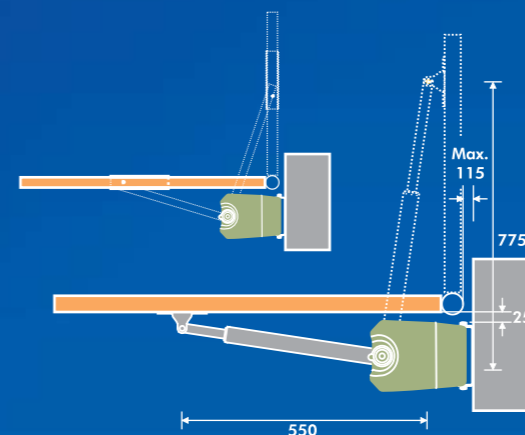
It also with large posts, lightweight structures and operator life, as well as dependable performance.

Besides it's stylish outlook, the **S-320 H** cover was specially designed and make with weather resistance material to provide longer period of usage.

- ① Swing / Folding Gate Motor
- ② Control Board
- ③ Pillar Light
- ④ Infrared Bean Sensor

Lock & Stopper (Optional)

Dimension Guide to Construct (mm)



Multifunction Remote Controller and Keypad

